

**BUSINESS PUBLICATION CIRCULATION STATEMENT
FOR THE 6 MONTH PERIOD ENDED JUNE 2011**

No attempt has been made to rank the information contained in this report in order of importance, since BPA Worldwide believes this is a judgment, which must be made by the user of the report.

100 Beard Sawmill Road, Sixth Floor
Shelton, CT USA 06484-6150
Phone: +1 203.447.2800
Fax: +1 203.447.2900
www.bpaww.com


A not-for-profit organization since 1931, BPA Worldwide is governed by a tripartite board comprised of media owners, advertising agencies and advertisers. Headquartered in Shelton, Connecticut, USA, BPA has the largest membership of any media-auditing organization in the world, spanning more than 30 countries. Worldwide, BPA audits 2,600+ media properties—including over 1,500 B-to-B publications, more than 350 consumer magazines, 150 newspapers, 550+ web sites, 40 events, email newsletters, databases, wireless and other advertiser-supported media—as well as 2,700 advertiser and agency members.

Visit www.bpaww.com for the latest audit reports, membership information and publishing and advertising industry news.



GIE Media Inc.
4020 Kinross Lakes Parkway
Suite 201
Richfield, OH 44286
Tel. No.: 800-456-0707
Fax No.: 330-659-4043
www.onlineTMD.com

Official Publication of: None
Established: 2004
Issues per Year: 10



FIELD SERVED

TODAY'S MEDICAL DEVELOPMENTS serves the medical manufacturing industry including Medical Equipment Manufacturers, Medical Instrument Manufacturers, Medical Implant Manufacturers, Orthopedic/Prosthetic Device Manufacturers, Contract Manufacturer/Job Shop and others allied to the field.

DEFINITION OF RECIPIENT QUALIFICATION

Qualified recipients include corporate management, engineering management, manufacturing/production engineering, design/development engineering, plant management, manufacturing/production management and others allied to the field.

AVERAGE NON-QUALIFIED CIRCULATION	
NON-QUALIFIED Not Included Elsewhere	Copies
Other Paid Circulation _____	-
Advertiser and Agency _____	1,866
Rotated or Occasional _____	-
Allocated for Trade Shows and Conventions _____	355
Digital _____	-
All Other _____	324
TOTAL	2,545

1. AVERAGE QUALIFIED CIRCULATION BREAKOUT FOR PERIOD						
QUALIFIED CIRCULATION	Total Qualified		Qualified Non-Paid		Qualified Paid	
	Copies	Percent	Copies	Percent	Copies	Percent
Individual _____	17,841	100.0	17,841	100.0	-	-
Sponsored Individually Addressed _____	-	-	-	-	-	-
Membership Benefit _____	-	-	-	-	-	-
Multi-Copy Same Addressee _____	-	-	-	-	-	-
Single Copy Sales _____	-	-	-	-	-	-
TOTAL QUALIFIED CIRCULATION	17,841	100.0	17,841	100.0	-	-

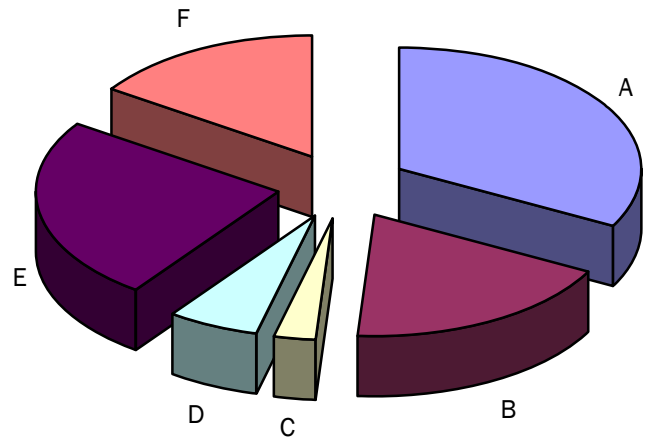
2. QUALIFIED CIRCULATION BY ISSUES FOR PERIOD			
2011 Issue	Number Removed	Number Added	Total Qualified
January/February _____	83	1	17,918
March _____	64	-	17,854
April _____	17	2	17,839
May _____	35	-	17,804
June _____	12	-	17,792
TOTAL	211	3	

3a. BUSINESS/OCCUPATION BREAKOUT OF QUALIFIED CIRCULATION FOR ISSUE OF MAY 2011
This issue is 0.3% or 47 copies below the average of the other 4 issues reported in Paragraph two.

PRIMARY BUSINESS	TOTAL QUALIFIED	PERCENT OF TOTAL	Corporate Management	Engineering Management	Manufacturing/ Production Engineering	Design/ Development Engineering	Plant Management	Manufacturing/ Production Management	Includes Purchasing and Other job functions allied to the field
Medical Equipment Manufacturer _____	5,825	32.7	2,991	466	457	1,004	202	303	402
Medical Instrument Manufacturer _____	3,249	18.3	1,750	164	194	647	116	261	117
Medical Implant Manufacturer _____	501	2.8	190	34	74	126	9	28	40
Orthopedic/Prosthetic Device Manufacturer ____	1,087	6.1	678	44	63	120	44	55	83
Contract Manufacturer/Job Shop _____	4,381	24.6	2,816	301	285	436	139	213	191
Others Allied to the field including: Consultants, R&D, Testing and Design, Quality Assurance ____	2,761	15.5	1,600	157	93	390	76	68	377
TOTAL QUALIFIED CIRCULATION	17,804	100.0	10,025	1,166	1,166	2,723	586	928	1,210

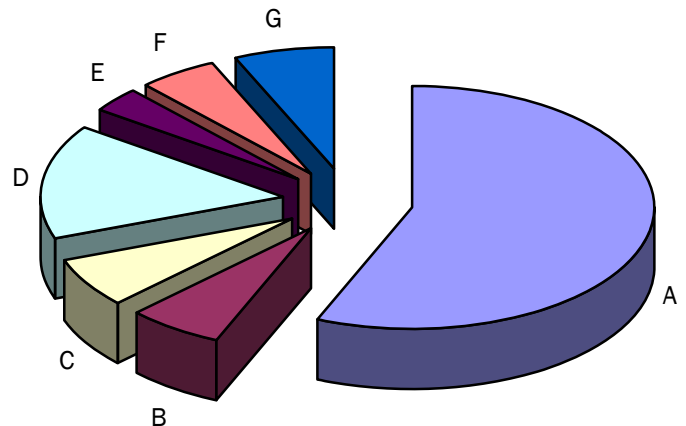
3a. Breakout of Qualified Circulation of Primary Business

PRIMARY BUSINESS	TOTAL QUALIFIED	PERCENT OF TOTAL
A Medical Equipment Manufacturer _____	5,825	32.7
B Medical Instrument Manufacturer _____	3,249	18.3
C Medical Implant Manufacturer _____	501	2.8
D Orthopedic/Prosthetic Device Manufacturer ____	1,087	6.1
E Contract Manufacturer/Job Shop _____	4,381	24.6
F Others Allied to the field including: Consultants, R&D, Testing and Design, Quality Assurance ____	2,761	15.5



3a. Breakout of Qualified Circulation by Title/Function

TITLE/FUNCTION	TOTAL QUALIFIED	PERCENT OF TOTAL
A Corporate Management _____	10,025	56.3
B Engineering Management _____	1,166	6.6
C Manufacturing/ Production Engineering _____	1,166	6.5
D Design/ Development Engineering _____	2,723	15.3
E Plant Management _____	586	3.3
F Manufacturing/ Production Management ____	928	5.2
G Includes Purchasing and Other job functions allied to the field _____	1,210	6.8



3b. QUALIFICATION SOURCE BREAKOUT OF QUALIFIED CIRCULATION FOR ISSUE OF MAY 2011					
QUALIFICATION SOURCE	Qualified Within			Total Qualified	Percent
	1 Year	2 Years	3 Years		
I. Direct Request: _____	10,825	4,255	-	15,080	84.7
II. Request from recipient's company: _____	-	-	-	-	-
III. Membership Benefit: _____	-	-	-	-	-
IV. Communication from recipient or recipient's company (other than request): _____	-	-	-	-	-
V. TOTAL - Sources other than above (listed alphabetically): _____	2,724	-	-	2,724	15.3
Association rosters and directories _____	-	-	-	-	-
*Business directories _____	2,724	-	-	2,724	15.3
Manufacturer's, distributor's, and wholesaler's lists _____	-	-	-	-	-
Other sources _____	-	-	-	-	-
VI. Single Copy Sales: _____	-	-	-	-	-
TOTAL QUALIFIED CIRCULATION	13,549	4,255	-	17,804	100.0
PERCENT	76.1	23.9	-	100.0	

*See Additional Data

3c. MAILING ADDRESS BREAKOUT OF QUALIFIED CIRCULATION FOR ISSUE OF MAY 2011		
MAILING ADDRESS	Total Qualified	Percent
Individuals by name and title and/or function _____	17,804	100.0
Individuals by name only _____	-	-
Titles or functions only _____	-	-
Company names only _____	-	-
Multi-Copy Same Addressee copies _____	-	-
Single Copy Sales _____	-	-
TOTAL QUALIFIED CIRCULATION	17,804	100.0

4. GEOGRAPHICAL BREAKOUT OF QUALIFIED CIRCULATION FOR ISSUE OF MAY 2011					
State	Total Qualified	Percent	State	Total Qualified	Percent
Maine _____	69		Kentucky _____	154	
New Hampshire _____	209		Tennessee _____	275	
Vermont _____	68		Alabama _____	142	
Massachusetts _____	1,053		Mississippi _____	61	
Rhode Island _____	91		EAST SO. CENTRAL	632	3.5
Connecticut _____	415		Arkansas _____	55	
NEW ENGLAND	1,905	10.7	Louisiana _____	118	
New York _____	895		Oklahoma _____	124	
New Jersey _____	750		Texas _____	821	
Pennsylvania _____	992		WEST SO. CENTRAL	1,118	6.3
MIDDLE ATLANTIC	2,637	14.8	Montana _____	35	
Ohio _____	891		Idaho _____	72	
Indiana _____	673		Wyoming _____	17	
Illinois _____	1,035		Colorado _____	264	
Michigan _____	589		New Mexico _____	26	
Wisconsin _____	431		Arizona _____	186	
EAST NO. CENTRAL	3,619	20.3	Utah _____	199	
Minnesota _____	745		Nevada _____	66	
Iowa _____	155		MOUNTAIN	865	4.9
Missouri _____	286		Alaska _____	9	
North Dakota _____	19		Washington _____	273	
South Dakota _____	33		Oregon _____	207	
Nebraska _____	87		California _____	2,651	
Kansas _____	161		Hawaii _____	15	
WEST NO. CENTRAL	1,486	8.3	PACIFIC	3,155	17.7
Delaware _____	71		UNITED STATES	17,743	99.6
Maryland _____	193		U.S. Territories _____	27	
Washington, DC _____	7		Canada _____	34	
Virginia _____	212		Mexico _____	-	
West Virginia _____	49		Other International _____	-	
North Carolina _____	344		APO/FPO _____	-	
South Carolina _____	189		TOTAL QUALIFIED CIRCULATION	17,804	100.0
Georgia _____	413				
Florida _____	848				
SOUTH ATLANTIC	2,326	13.1			

AVERAGE ANNUAL AUDITED QUALIFIED CIRCULATION AND CURRENT UNAUDITED CIRCULATION STATEMENTS						
6-Month Period Ended:	Audited Data	Audited Data	Audited Data	Audited Data	Audited Data	Circulation Claim
	July - December 2008	January - June 2009	July - December 2009	January - June 2010	July - December 2010	January - June 2011*
Total Audit Average Qualified: _____	17,680	18,344	17,878	18,025	18,446	17,841
Qualified Non-Paid: _____	17,680	18,344	17,878	18,025	18,446	17,841
Qualified Paid: _____	-	-	-	-	-	-
Post Expire Copies included in Total Qualified Circulation: _____	**NC	**NC	**NC	**NC	**NC	**NC
Average Annual Order Price: _____	**NC	**NC	**NC	**NC	**NC	**NC

***NOTE: January - June 2011 data is unaudited. With each successive period, new data will be added until six 6-month periods are displayed.**

**NC = None Claimed.

ADDITIONAL DATA

PARAGRAPH 3b:

Business Directories include 1 source of circulation for a quantity of 2,724 copies or 15.3%, including Hoovers (a D&B Company).

PUBLISHER'S AFFIDAVIT		
We hereby make oath and testify that all data set forth in this statement are true.	Date signed	July 15, 2011
Joe DiFranco, Publisher	State	Ohio
Melody Berendt, Director Circulation	County	Summit
(At least one of the above signatures must be that of an officer of the publishing company or its authorized representative.)	Received by BPA Worldwide	July 15, 2011
IMPORTANT NOTE:	Type	PD
This unaudited circulation statement has been checked against the previous audit report.	ID Number	T288P0J1
It will be included in the annual audit made by BPA Worldwide.		